RoHS COMPLIANT

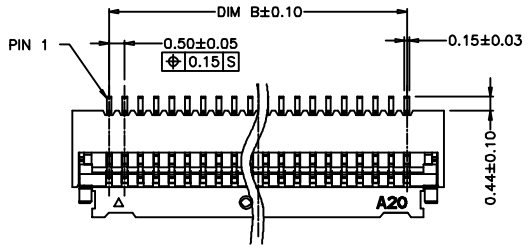

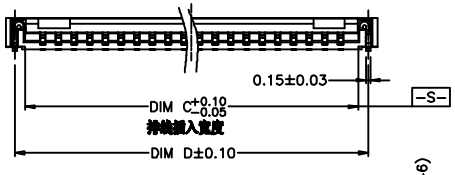

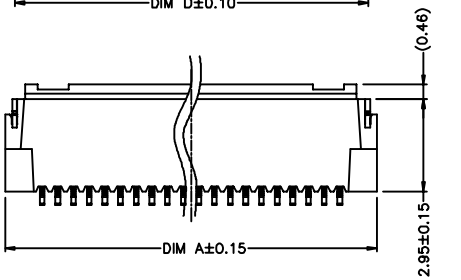

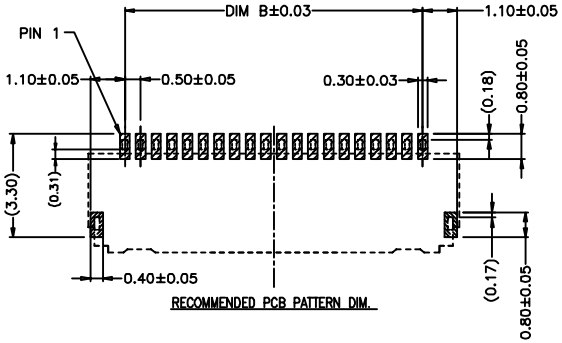

RECOMMENDED PCB PATTERN DIM.

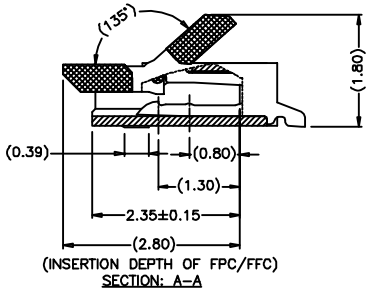

SECTION: A-A
SCALE 2:1

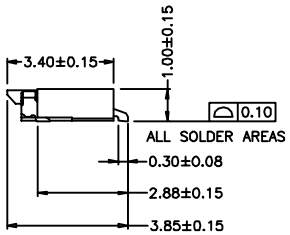

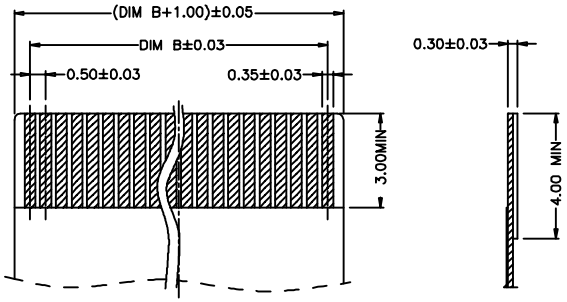

APPLICABLE FFC SPEC
公差:±0.05

NOTES:
1.HUOSINGT:HIGH-TEMP THERMOPLASTIC UL94V-0; Natural
2.ACTUATOR:HIGH-TEMP THERMOPLASTIC UL94V-0; Black
3.TERMINAL:COPPER ALLOOY
PLATING:50u"NICKEL MIN UNDER PLATED OVERALL.
G/F PLATING CONTACT AREA AND SOLDER AREA.
4.FITTING NAIL:COPPER ALLOOY
PLATING:80~160μ"TIN(LEAD FREE)
OVERALL 50~100μ"NICKEL UNDER PLATED.

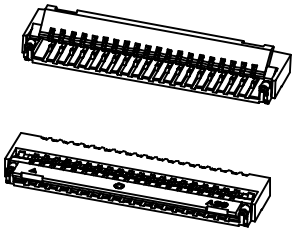

3D VIEW

Part number Information:

DW-FPC-S050193nP-XX XX - 01

- Pitch 0.50mm
- Total PINS
- Connector Plating
  - 01:Gold Flash
  - 03:3u" Gold
  - 06:6u" Gold
  - 15:15u" Gold
  - 30:30u" Gold
  - 31:Sn
  - 32:Ni
- TR:Tape Reel
- TB:Tube package
- Series
  - 01-99

No.	Dimensions				No.	Dimensions			
	A	B	C	D		A	B	C	D
04	3.85	1.50	2.60	3.27	28	15.85	13.50	14.60	15.27
05	4.35	2.00	3.10	3.77	29	16.35	14.00	15.10	15.77
06	4.85	2.50	3.60	4.27	30	16.85	14.50	15.60	16.27
07	5.35	3.00	4.10	4.77	31	17.35	15.00	16.10	16.77
08	5.85	3.50	4.60	5.27	32	17.85	15.50	16.60	17.27
09	6.35	4.00	5.10	5.77	33	18.35	16.00	17.10	17.77
10	6.85	4.50	5.60	6.27	34	18.85	16.50	17.60	18.27
11	7.35	5.00	6.10	6.77	35	19.35	17.00	18.10	18.77
12	7.85	5.50	6.60	7.27	36	19.85	17.50	18.60	19.27
13	8.35	6.00	7.10	7.77	37	20.35	18.00	19.10	19.77
14	8.85	6.50	7.60	8.27	38	20.85	18.50	19.60	20.27
15	9.35	7.00	8.10	8.77	39	21.35	19.00	20.10	20.77
16	9.85	7.50	8.60	9.27	40	21.85	19.50	20.60	21.27
17	10.35	8.00	9.10	9.77	41	22.35	20.00	21.10	21.77
18	10.85	8.50	9.60	10.27	42	22.85	20.50	21.60	22.27
19	11.35	9.00	10.10	10.77	43	23.35	21.00	22.10	22.77
20	11.85	9.50	10.60	11.27	44	23.85	21.50	22.60	23.27
21	12.35	10.00	11.10	11.77	45	24.35	22.00	23.10	23.77
22	12.85	10.50	11.60	12.27	46	24.85	22.50	23.60	24.27
23	13.35	11.00	12.10	12.77	47	25.35	23.00	24.10	24.77
24	13.85	11.50	12.60	13.27	48	25.85	23.50	24.60	25.27
25	14.35	12.00	13.10	13.77	49	26.35	24.00	25.10	25.77
26	14.85	12.50	13.60	14.27	50	26.85	24.50	25.60	26.27
27	15.35	13.00	14.10	14.77					

ECN NO.	REV	DATE	DESCRIPTION	CHANGE	APPRO.
	A-0	2015.07.09	NEW	Michael	Rix

GENERAL TOLERANCE UNLESS OTHERWISE NOTED	
Angle	±2°
X.	±0.3
.X	±0.25
.XX	±0.20
.XXX	±0.10

DESIGN	Aple	2015.07.09
CHECK	Jason	2015.07.09
APPROVAL	Rix	2015.07.09

SCALE: N/A UNIT:mm A4 SHEET: 1 of 1

龍威電子有限公司
Dragon Well Ele Dragon Well Electronics Co.,Ltd

TITLE: 0.5mm FPC 0.50mm Pitch H=1.00mm Easy-on

MODEL NO. DW-FPC-S050193nP-XXXX-01

THIS DRAWING CONTAINS INFORMATION THAT IS PROPRIETAPY TO DRAGON WELL AND SHOULD NOT BE USED WITHOUT WRITTEN PERMISSION